

# B920 Two-line Alphanumeric Keypad (SDI2)

www.boschsecurity.com



**BOSCH**  
Invented for life



- ▶ 2-line LCD display with up to 32 character point, user, and area names
- ▶ Simple menu-style user interface with dedicated function buttons for common commands, including status indication
- ▶ Situation sensitive on-screen help makes system operation simple and easy
- ▶ Highly visible on (arm)/alarm, ready to turn on (arm), power and gas alarm indicators
- ▶ Simple installation with self-locking base and chassis design, plus built-in bubble level

The B920 Two-line Alphanumeric Keypad (SDI2) is a SDI2 bus compatible device. Each keypad has user adjustable options such as volume and display brightness. The B920 shows two-line system messages for all areas.

## System overview

- For commercial use, install the keypad in building entrances and areas with unrestricted access. Mounting a keypad near exterior doors in hotel or business lobbies allows people to identify the type and location of the emergency.
- For residential use, install the keypad near the front and rear entrances to the home. Install additional keypads in a kitchen or in a bedroom.
- Use multiple keypads in a large building with many separate areas of security. Program multiple keypads to control multiple areas.
- Audible tones from the keypad sounder alert personnel to fire events and assist fire fighters in locating the keypad.

## Functions

### LCD display

The keypad uses words, numbers, and symbols to show the status of the security system. When several events occur, the keypad shows each event in order of priority.

### Keys






Each keypad has 10 number keys, 7 function keys, and 6 navigation keys. When pressed, keys turn on keypad backlighting and emit the keypress tone (short beep). The function keys include programmable function keys and keys to initiate arming and bypassing with one keypress.

### Audible tones

The keypad has a built-in speaker that produces several distinct warning tones. The tones are differentiated so that the user can recognize an event simply by hearing its associated tone. The keypad backlight illuminates when it emits an audible tone. Users can use a passcode to silence the tone.

### Status indicators

The status indicators on the keypad provide a quick visual reference for system status.

	The indicator lights when the system is ready to turn on (arm).
	The indicator lights when the system is on (armed).
	The indicator lights when there is a trouble condition.
	The indicator lights when dangerous gases are present including carbon monoxide (NFPA 720).
	The indicator lights when the system has power.

### Certifications and approvals

Region	Certification	
Australia	RCM	ACMA
Europe	CE	EMC, RoHS
USA	UL	
	UL	UL 365 - Police Station Connected Burglar Alarm Units
	UL	UL 609 - Standard for Local Burglar Alarm Units and Systems
	UL	UL 636 - Holdup Alarm Units and Systems
	UL	UL 985 - Household Fire Warning System Units
	UL	UL 1023 - Household Burglar Alarm System Units
	UL	UL 1076 - Proprietary Burglar Alarm Units and Systems
	UL	UL 1610 - Central Station Burglar Alarm Units
	CSFM	see our website
	FCC	Part 15 Class B
Canada	ULC	CAN/ULC S303 - Local Burglar Alarm Units and Systems
	ULC	CAN/ULC S304 - Standard for Signal Receiving Center and Premise Burglar Alarm
	ULC	CAN/ULC S545 - Residential Fire Warning System Control Units
	ULC	CAN/ULC S559 - Fire Signal Receiving Centres and Systems
	ULC	ULC-ORD C1023 - Household Burglar Alarm System Units
	ULC	ULC-ORD C1076 - Proprietary Burglar Alarm Units and Systems
	IC	ICES-003 - Information Technology Equipment (ITE)

### Installation/configuration notes

#### Mounting considerations

Mount in indoor, dry locations.

#### Power supply

A compatible control panel supplies the power and data requirements to the keypad through a four-wire connection.

#### Enclosure and wiring

The sliding self-locking enclosure has an integrated bubble level and custom gap-free, lift-gate style terminal blocks to make installation easier.

#### Compatible control panels

B9512G/B9512G-E

B8512G/B8512G-E

B6512

B5512/B5512E firmware v2.02 and higher

B4512/B4512E firmware v2.02 and higher

B3512/B3512E firmware v2.02 and higher

D9412GV4/D7412GV4 firmware v2.02 and higher

### Parts included

Quantity	Component
1	Keypad
1	Hardware pack
1	Set of ABC key labels
1	Installation Guide
1	User's Quick Reference Guide

### Technical specifications

#### Properties

Dimensions	6.2 in x 4.7 in x 1 in (158 mm x 120 mm x 26 mm)
Weight	11.3 oz (0.32 kg)
Material	Acrylonitrile butadiene styrene (ABS) Poly(methyl methacrylate) (PMMA)
Display window	2 line display 18 characters per line
Indicators	Illuminated keys Status indicators Warning and indicating tones

#### Environmental considerations

Relative humidity	5% to 93% at +32°C (+90°F) non-condensing
Temperature (operating)	0°C to +50°C (+32°F to +122°F)

**Power requirements**

Current	Standby: 35 mA Alarm: 70 mA
Voltage (input)	12 VDC nominal

**Wiring**

Terminal wire size	12 AWG to 22 AWG (2.0 mm to 0.65 mm)
SDI2 wiring	Maximum distance – wire size (unshielded wire only): 1000 ft (305 m) – 22 AWG (0.65 mm)

**Ordering information****B920 Two-line Alphanumeric Keypad (SDI2)**

Two-line alphanumeric keypad

Order number **B920****Accessories****B56 Keypad Surface Mount Box**

Surface mount box for mounting a keypad to concrete or block.

Order number **B56****B96 Keypad Trim Bezel**

Cover the wall footprint of previous keypads when replacing them with the new, slim design of B Series keypads. The white trim bezel is 8.6 in x 6.3 in x 0.12 in (22 mm x 16 mm x 3 mm).

Order number **B96****Represented by:**

**Europe, Middle East, Africa:**  
Bosch Security Systems B.V.  
P.O. Box 80002  
5600 JB Eindhoven, The Netherlands  
Phone: + 31 40 2577 284  
emea.securitysystems@bosch.com  
emea.boschsecurity.com

**Germany:**  
Bosch Sicherheitssysteme GmbH  
Robert-Bosch-Ring 5  
85630 Grasbrunn  
Germany  
www.boschsecurity.com

**North America:**  
Bosch Security Systems, Inc.  
130 Perinton Parkway  
Fairport, New York, 14450, USA  
Phone: +1 800 289 0096  
Fax: +1 585 223 9180  
onlinehelp@us.bosch.com  
www.boschsecurity.us

**Asia-Pacific:**  
Robert Bosch (SEA) Pte Ltd, Security Systems  
11 Bishan Street 21  
Singapore 573943  
Phone: +65 6571 2808  
Fax: +65 6571 2699  
apr.securitysystems@bosch.com  
www.boschsecurity.asia